

# H.A.M. Global Convertible Bond Fund -GBP-A-

ISIN LI0364737259

## Current data (at 04.01.2023)

Current NAV	GBP 1'134.21
Fund volume	EUR 682'979'550.52
Fund volume of unit class	GBP 2'226'450.26

## Management company

IFM Independent Fund Management AG  
FL-9494 Schaan  
info@ifm.li  
www.ifm.li

## Asset manager

Holinger Asset Management AG  
CH-8002 Zürich  
www.h-a-m.ch

## Depository

Liechtensteinische Landesbank AG  
FL-9490 Vaduz  
www.llb.li

## Auditors

Ernst & Young AG  
CH-3008 Bern  
www.ey.com

## Supervisory authority

FMA Finanzmarktaufsicht Liechtenstein  
FL-9490 Vaduz  
www.fma-li.li

see webpage (<https://www.ifm.li/Glossary>)

see legal advisory page 4

## ESG-Fundrating

Fund-Score (Weighted Average ESG Score)	69.67 / 100
Fund-Rating	B
Rating significance (max.100)	95.07
Unrated	4.93

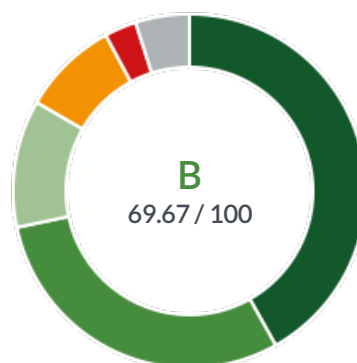
## WaVeritas Rating

[www.waveritas.com](http://www.waveritas.com)



B

## ESG Rating Distribution of Fund Holdings



■ A ■ B ■ C ■ D ■ E ■ Unrated

Rating	in %
A	41.87
B	29.83
C	11.64
D	8.79
E	2.93
Unrated	4.94
<b>Total</b>	<b>100.00</b>

## ESG Topic Performance



ESG  
69.67



Environmental  
61.96

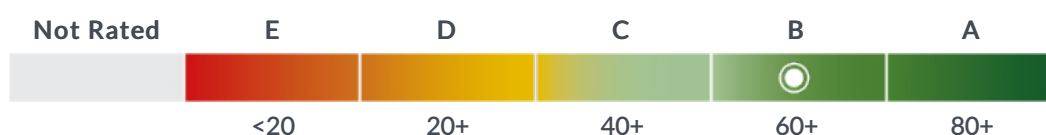


Social  
66.31



Governance  
69.63

## Rating Scale (0 = lowest value / 100 = highest value)



## Fundportrait

<b>Fund name</b>	H.A.M. Global Convertible Bond Fund -GBP-A-
<b>Unit class</b>	-GBP-A-
<b>Accounting currency of the (sub-) fund</b>	EUR
<b>Reference currency of the unit class</b>	GBP
<b>Legal form</b>	unit trust
<b>Fund type</b>	UCITS
<b>Close of accounting year</b>	31.12
<b>Launch date</b>	24.05.2017
<b>Initial issue price</b>	GBP 1'000.00
<b>Use of proceeds</b>	reinvested

## Key figures

<b>ISIN</b>	LI0364737259
<b>Security number</b>	36473725
<b>Bloomberg</b>	GLCNBGA LE
<b>WKN</b>	A2DRWE

## Category

<b>Investment category</b>	Convertible Bonds
<b>Investment universe</b>	Global
<b>Focus</b>	Convertible Bonds
<b>SFDR Classification</b>	Article 8

## Fund charges

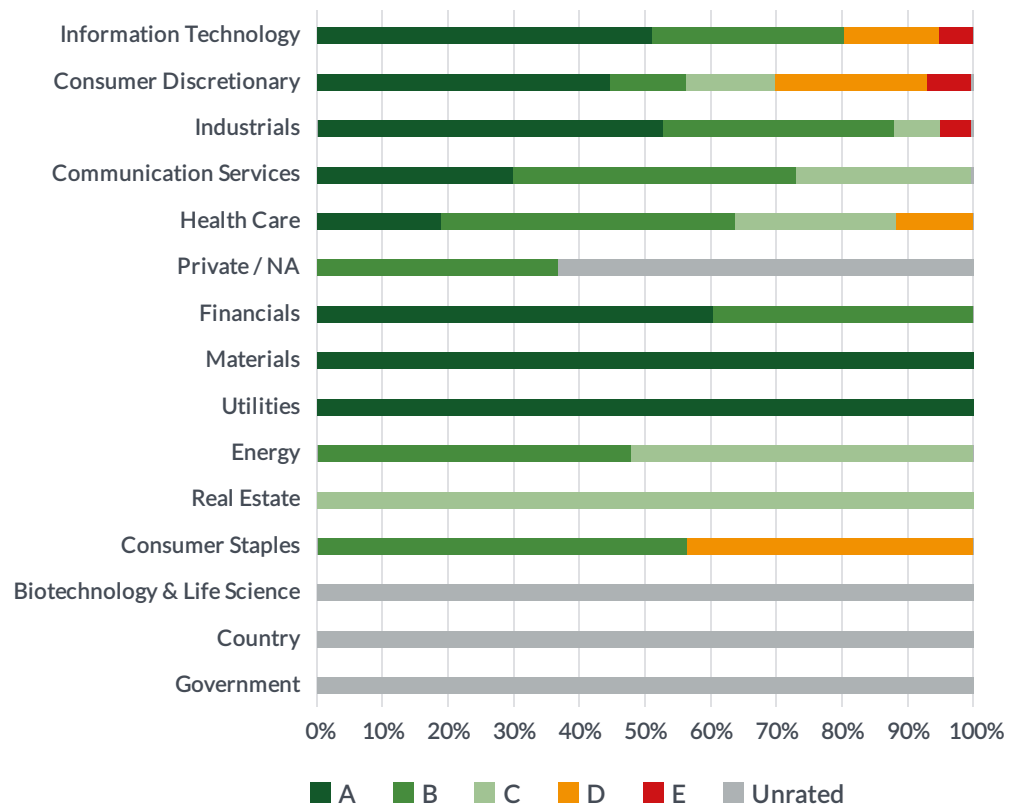
<b>Issue premium</b>	max. 3%
<b>Redemption charge</b>	0%
<b>Redemption charge credited to the fund's assets</b>	0.25%
<b>Management fee</b>	max. 1.2%
<b>Performance fee</b>	10.00%
<b>Performance Fee 2</b>	15.00%
<b>Hurdle rate</b>	7.50%
<b>Hurdle Rate 2</b>	15.00%
<b>High-on-High-Mark</b>	yes
<b>OGC/ TER 1</b>	1.34%
<b>TER 2</b>	1.34%
<b>OGC/TER at</b>	29.06.2022

## Breakdown by sector and ESG ratings

Sector	No.	WGT in %	A	B	C	D	E	NR
Information Technology	19	19.64	10.01	5.76	0.00	2.86	1.01	0.00
Consumer Discretionary	17	17.68	7.91	2.04	2.43	4.12	1.17	0.00
Industrials	15	15.72	8.29	5.56	1.13	0.00	0.75	0.00
Communication Services	10	10.93	3.27	4.73	2.93	0.00	0.00	0.00
Health Care	9	8.89	1.67	4.00	2.17	1.05	0.00	0.00
Private / NA	7	7.80	0.00	2.86	0.00	0.00	0.00	4.93
Financials	6	7.40	4.46	2.94	0.00	0.00	0.00	0.00
Materials	3	3.93	3.93	0.00	0.00	0.00	0.00	0.00
Utilities	2	2.32	2.32	0.00	0.00	0.00	0.00	0.00
Energy	2	2.00	0.00	0.96	1.04	0.00	0.00	0.00
Real Estate	2	1.94	0.00	0.00	1.94	0.00	0.00	0.00
Consumer Staples	2	1.75	0.00	0.99	0.00	0.76	0.00	0.00
Biotechnology & Life Science	0	0.00	0.00	0.00	0.00	0.00	0.00	0.00
Country	0	0.00	0.00	0.00	0.00	0.00	0.00	0.00
Government	0	0.00	0.00	0.00	0.00	0.00	0.00	0.00
<b>Total</b>	<b>94</b>	<b>100.00</b>	<b>41.87</b>	<b>29.83</b>	<b>11.64</b>	<b>8.79</b>	<b>2.93</b>	<b>4.93</b>

Weighted Average ESG Rating (ex Cash)  
NR = Not Rated

## ESG Sector Stacked Barchart



## Distribution

Distribution to private investors	LI, DE, AT, CH
Distribution to professional investors	LI, DE, AT, CH, UK, IT
Sales restrictions	USA

## Switzerland representative

LLB Swiss Investment AG  
CH-8002 Zürich  
www.llbsswiss.ch

## Switzerland paying agent

Helvetische Bank AG  
CH-8008 Zürich  
info@nhb.ch  
www.helvetischebank.ch

## Facility agent Germany

IFM Independent Fund Management AG  
FL-9494 Schaan  
info@ifm.li  
www.ifm.li

## Contact and information agent Austria

Erste Bank der österreichischen Sparkassen AG  
AT-1100 Wien  
www.sparkasse.at

## Facilities agent United Kingdom

Bank Frick & Co. AG UK Branch  
London WC1B 3HH  
info@bankfrick.co.uk

## Top 5-ESG-Positions (by weighting)

Name of position	Sector	ESG Rating	WGT in %	ESG PCTL
0.000% Schneider Electric 15.06.2026	Industrials	A	1.32	0.9891
7.250 % Bank of America open end	Financials	A	1.04	0.9885
1.625% Singapore Airlines 03.12.2025	Industrials	A	1.27	0.9836
0.150% Sika 05.06.2025	Materials	A	1.25	0.9823
0.000% Veolia Environnement 01.01.2025	Utilities	A	1.22	0.9811

## Bottom 5-ESG-Positions (by weighting)

Name of position	Sector	ESG Rating	WGT in %	ESG PCTL
0.000% Tequ Mayflower / Hope Education 02.03.2026	Industrials	E	0.75	0.0077
0.000% Nio 01.02.2026	Consumer Discretionary	E	1.17	0.0426
0.125% Bentley Systems 15.01.2026	Information Technology	E	1.01	0.1474
Confluent Convertible Bonds / 15.01.2027	Information Technology	D	0.84	0.2526
0.000% MicroPort Scientific 11.06.2026	Health Care	D	1.05	0.2611

## Exclusion criteria

Criterion	Exclusion criteria applied	Compliant
Coal mining	yes <25%	✓
Tobacco	yes 0%	✗
Weapons	yes 0%	✓
Alcohol	no n/a	n/a
Adult entertainment	no n/a	n/a
Genetic engineering	no n/a	n/a
Gambling	no n/a	n/a
Nuclear energy	no n/a	n/a
Military contracts	no n/a	n/a
Furs	no n/a	n/a
Pesticides	no n/a	n/a

## Procedural information

<b>Valuation interval</b>	weekly
<b>Valuation day</b>	Wednesday
<b>Acceptance deadline for subscriptions</b>	Valuation day by no later than 12.00 noon (CET)
<b>Acceptance deadline for redemptions</b>	Valuation day by no later than 12.00 noon (CET)
<b>Minimum investment</b>	1 unit
<b>Value date</b>	T + 2

## Publication / Internet

[www.ifm.li](http://www.ifm.li)

[www.lafv.li](http://www.lafv.li)

[www.fundinfo.com](http://www.fundinfo.com)

## Transparency and information document

ESG information can help investors integrate non-financial sustainability considerations into their investment process. The ESG metrics in this document are for transparency and information purposes only and do not constitute promotional material. However, the presence of ESG ratings should not be taken as an indication of how and whether ESG factors will be integrated into the Sub-Fund.

The Sub-Fund can apply ESG criteria from one or more external ESG data providers, which may be incomplete, inaccurate, different or unavailable. Therefore, there is a risk that the Management Company may incorrectly assess a security or issuer, resulting in a security being wrongly included in or excluded from the Sub-Fund's portfolio. The use of ESG criteria may affect the performance of the Sub-Fund and therefore the Sub-Fund may perform differently compared to similar funds where such criteria are not applied. Where ESG exclusion criteria are set out in the investment policy of an ESG Fund, this may result in that Sub-Fund refraining from purchasing certain securities even though it would be advantageous to do so or selling securities on the basis of their ESG characteristics even though it may be disadvantageous to do so. In order to evaluate a security or an issuer on the basis of ESG criteria, the Management Company relies on information and data from third party ESG providers, which may be incomplete, incorrect or unavailable. Therefore, there is a risk that the Management Company may incorrectly value a security or issuer. There is also a risk that the Management Company may not correctly apply the relevant ESG criteria or that the Sub-Fund may have indirect exposure to issuers that do not meet the ESG criteria used by the Sub-Fund. Neither the Sub-Fund nor the Management Company nor the Asset Managers make any representation or warranty, express or implied, as to the adequacy, correctness, accuracy, fairness or completeness of any such ESG assessment.

The ESG research information developed by WaVeritas AG has been prepared based on various sources and a proprietary methodology exclusively and specifically for IFM Independent Fund Management AG. The ESG Research Information has been prepared to the best of WaVeritas knowledge and belief. However, WaVeritas does not warrant the completeness, accuracy, adequacy or timeliness of the research information in connection with this marketing material, as fundamental facts often change. None of the ESG Research Information provided by WaVeritas constitutes an investment recommendation in any form. The user of this information assumes the entire risk of any use of the information. The ESG Research information may not be used by the reader to create derivative work. Liability for loss or damage of any kind, including direct, indirect or consequential damages, arising out of the use of WaVeritas prepared ESG Research Information in this marketing material is expressly disclaimed by WaVeritas, IFM and its employees.